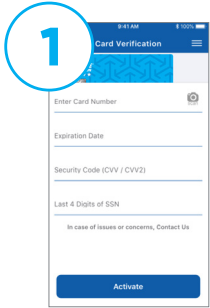
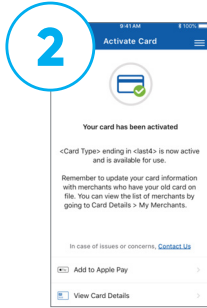





# My Cards Set Up Guide



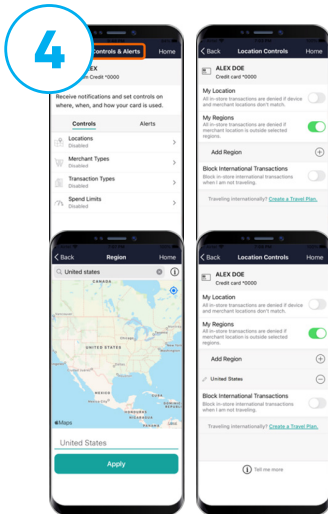
You will be prompted to **Enter Card Number, Expiration Date, Security code and Last 4 Digits of SSN.** Once finished, hit **Activate.**



A confirmation message will appear

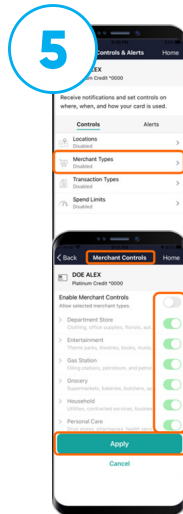


Under the Manage Card menu, click on **Controls & Alerts**



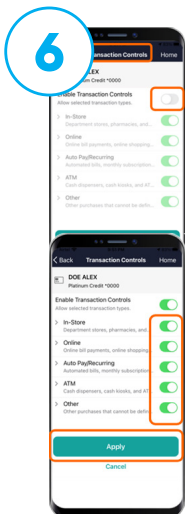
**Set Controls by Location**  
You can set Location Controls here, including:

- My Location
- My Regions
- Block International Transactions



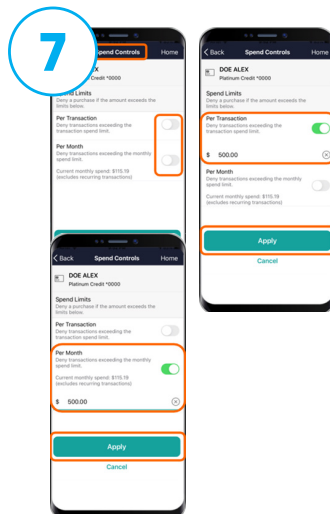
**Set Merchant Controls**  
Use merchant types control to specify the merchant categories for approval of a transaction.

**Note:** You can save a merchant type to view a description of the kind of business included in that category.



**Set Transaction Controls**  
Use transaction type control to specify the transaction categories for approval of a transaction.

**Note:** You can save a transaction type to view a description of the kind of transaction included in that category.



**Spend Controls**  
Use spend controls to deny purchases that exceed a monthly spend limit.

- Per Transaction will deny transactions over a set amount
- Per Month will deny transactions exceeding a monthly spend limit

